


Equity Index Derivatives

Dow Jones EURO STOXXSM
Dow Jones STOXXSM 600
Sector Index Derivatives

e u r e x



Dow Jones EURO STOXXSM Dow Jones STOXXSM 600 Sector Index Derivatives

Contents

- 02 *Eurex Offers Complete Product Range on
Dow Jones European Sector Indexes*
- 03 *Cross Margining*
- 04 *Catching all Opportunities*
- 06 *Contract Specifications – Futures*
- 09 *Contract Specifications – Options*
- 12 *Index Composition by Market Sector*
- 40 *Contacts*

Eurex Offers Complete Product Range on Dow Jones European Sector Indexes

Sector derivatives were first introduced at Eurex on the Dow Jones EURO STOXXSM Sector Indexes and the Dow Jones STOXXSM 600 Sector Indexes in March 2001. Since then Eurex has continuously extended its sector product range and has become the leading global exchange for sector-based products. Eurex now covers all 18 sectors of the Dow Jones EURO STOXXSM and all 18 of the Dow Jones STOXXSM 600 Sector Indexes.

Contract specifications of all sector index products are based on the same concept. This concept is designed especially for investors with increasingly multinational and single industry oriented trading strategies.

The Dow Jones STOXXSM Sector Indexes are designed to capture the risk characteristics of a specific market sector by grouping companies that have similar primary sources of revenue and responses to market factors. The underlying sector index thus reflects the development of a specific industry. The Dow Jones STOXXSM Sector Index derivative products at Eurex facilitate the alignment of a portfolio's risk-return profile with investor's individual market expectations for this specific industry. They sidestep the necessity of investing in a potentially wide array of underlying assets or associated derivatives.

Cross Margining

Following the introduction of the sector derivatives, Eurex Clearing has implemented sector-based margin groups, in order to offer cross margining between stock options of the same sector and their related sector index futures and options.

Eurex Risk-based Margining supports the hierarchical concepts of margin classes and margin groups in which classes showing a high degree of correlation can be bundled into a group for purposes of combined risk evaluation. The process of offsetting opposing risks within a group of instruments showing similar risk characteristics allows Eurex Clearing to reduce margin requirements significantly while still retaining the necessary security.

Benefits for Eurex Members

- decreased needs of capital
- increased liquidity availability
- improved collateral management
- lower operational costs

The composition of margin groups is continuously monitored and adapted as necessary in line with market characteristics. This means that in case of a positive development of correlations, additional margin classes can be included in a related margin group. If certain correlations develop in a negative sense, margin classes can be eliminated from their respective group.

16 sector-based margin groups have been created, composed of the margin classes of the Eurex sector index derivatives and the Eurex stock options in those sectors which show a high degree of correlation with the indexes.

Catching all Opportunities

Since the late 1990s, a new style of investing has emerged. Previously, equity asset allocation was most often done on a national basis. Fund managers may well have chosen to invest the U.K. at the expense of Germany or vice versa, often making the decision based on factors such as the macro-economic outlook or political climate.

Nowadays, however, events which would undoubtedly have had a market moving impact ten years ago – such as a country's government losing heavily in interim local or state elections, or a set of extremely disappointing economic data – have been replaced in importance for the performance of individual stocks by more global sector specific events.

Choosing the right industry – and consequently investing in selected issues from specific sectors – has become ever more important because national boundaries have lost significance when it comes to investing. The launch of the Euro and the economic integration between the U.S. and European equity markets are deemed driving forces behind the increase of sector investing. Moreover, global sector effects in general are on the rise with European sectors offering higher diversification opportunities than countries.

Sector derivatives allow investors to implement meaningful trading strategies reflecting their sector based portfolios. This has boosted the popularity of sector overlay strategies both as a means of adding value to core portfolios and achieving adequate investment diversification.

Moreover, engaging in sector derivatives, investors can gain exposure or hedge risks efficiently and at low transaction costs. For instances to replicate a portfolio consisting of EUR 1 million in shares of the European banking sector, an investor needs merely to buy 100 Dow Jones EURO STOXXSM Banks Index Futures as opposed to buying the shares of 50 companies on eight different market places.

In addition, sector derivatives are perfect tools for asset managers who have a different assessment on the development of a specific stock within a sector. Negative returns, for instance, related to industry effects in specific stocks can be offset by shorting the sector with the respective futures position. This ensures a separation of company specific and sector specific factors.

Sector derivatives can also be used in cash-and-carry arbitrage strategies to exploit price imbalances between the cash and futures markets. An investor who sees the sector futures trading below fair value, buys the stocks while simultaneously selling the future, thus profiting from a subsequent shift towards fair value.

Contract Specifications – Futures

Product	Dow Jones EURO STOXX Sector Index Futures Dow Jones STOXX 600 Sector Index Futures
Contract Value	EUR 50.00 per index point.
Settlement	Cash settlement, payable on the first exchange trading day following the Last Trading Day.
Price Quotation	In points, with one decimal place.
Minimum Price Change	0.1 of a point, equivalent to a value of EUR 5.00.
Contract Months	The three quarterly months of the March, June, September and December cycle.
Last Trading Day	The third Friday of each contract month, if this is an exchange trading day; otherwise, the exchange trading day immediately preceding that Friday. Trading in the maturing futures contracts ceases at 12:00 CET.
Final Settlement Price	The average of the respective Dow Jones EURO STOXX/ STOXX 600 Sector Index values calculated between 11:50 and 12:00 CET on the Last Trading Day. The Final Settlement Price is determined at 12:00 CET on the Last Trading Day.
Trading Hours	From 08:50 to 20:00 CET.
Minimum Size for OTC Block Trades	250 contracts
Trading Fees	EUR 0.30 per contract. EUR 0.45 surcharge for OTC trades.

Designated Market Making – Futures

Dow Jones EURO STOXX/ STOXX 600 Sector Index Futures		
Minimum Size	Maximum Spread in Index Points	Quotation Requirements
50 contracts on both bid and ask sides.	1.5	65 % of the total daily trading period on a monthly average.

Sector Futures 1

Eurex Dow Jones EURO STOXX Sector Index Products			Underlying Index	
Future	Code	ISIN	Code	ISIN
DJ EURO STOXX Automobiles & Parts	FESA	DE0005303648	SXAE	EU0009658301
DJ EURO STOXX Banks	FESB	DE0005705651	SX7E	EU0009658426
DJ EURO STOXX Basic Resources	FESS	DE0002272036	SXPE	EU0009658244
DJ EURO STOXX Chemicals	FESC	DE0002272028	SX4E	EU0009658228
DJ EURO STOXX Construction & Materials	FESN	DE0002271194	SXOE	EU0009658509
DJ EURO STOXX Financial Services	FESF	DE0007200743	SXFE	EU0009658467
DJ EURO STOXX Food & Beverage	FESO	DE0002271160	SX3E	EU0009658368
DJ EURO STOXX Health Care	FESH	DE0005705669	SXDE	EU0009658343
DJ EURO STOXX Industrial Goods & Services	FESG	DE0002271152	SXNE	EU0009658525
DJ EURO STOXX Insurance	FESI	DE0005303663	SXIE	EU0009658442
DJ EURO STOXX Media	FESM	DE0007200735	SXME	EU0009658269
DJ EURO STOXX Oil & Gas	FESE	DE0005303655	SXEE	EU0009658400
DJ EURO STOXX Personal & Household Goods	FESZ	DE0002271145	SXQE	CH0019112892
DJ EURO STOXX Retail	FESR	DE0002271137	SXRE	CH0019113023
DJ EURO STOXX Technology	FESY	DE0005705677	SX8E	EU0009658541
DJ EURO STOXX Telecommunications	FEST	DE0005705685	SXKE	EU0009658566
DJ EURO STOXX Travel & Leisure	FESV	DE0002271186	SXTE	CH0019113122
DJ EURO STOXX Utilities	FESU	DE0007200727	SX6E	EU0009658582

Sector Futures 2

Eurex Dow Jones STOXX 600 Sector Index Products			Underlying Index	
Future	Code	ISIN	Code	ISIN
DJ STOXX 600 Automobiles & Parts	FSTA	DE000A0DMX08	SXAP	EU0009658681
DJ STOXX 600 Banks	FSTB	DE0005705610	SX7P	EU0009658806
DJ STOXX 600 Basic Resources	FSTS	DE000A0AEU25	SXPP	EU0009658624
DJ STOXX 600 Chemicals	FSTC	DE000A0DMX16	SX4P	EU0009658608
DJ STOXX 600 Construction & Materials	FSTN	DE000A0DMX24	SXOP	EU0009658889
DJ STOXX 600 Financial Services	FSTF	DE000A0AEUY8	SXFP	EU0009658848
DJ STOXX 600 Food & Beverage	FSTO	DE000A0AEU12	SX3P	EU0009658749
DJ STOXX 600 Health Care	FSTH	DE0005705628	SXDP	EU0009658723
DJ STOXX 600 Industrial Goods & Services	FSTG	DE000A0AEU38	SXNP	EU0009658905
DJ STOXX 600 Insurance	FSTI	DE0002272085	SXIP	EU0009658905
DJ STOXX 600 Media	FSTM	DE000A0AEU20	SXMP	EU0009658640
DJ STOXX 600 Oil & Gas	FSTE	DE000A0AEU04	SXEP	EU0009658780
DJ STOXX 600 Personal & Household Goods	FSTZ	DE000A0DMXZ6	SXQP	CH0019112330
DJ STOXX 600 Retail	FSTR	DE000A0DMXX1	SX1P	EU0009658665
DJ STOXX 600 Technology	FSTY	DE0005705636	SX8P	EU0009658921
DJ STOXX 600 Telecommunications	FSTT	DE0005705644	SXKP	EU0009658947
DJ STOXX 600 Travel & Leisure	FSTV	DE000A0DMXY9	SX2P	EU0009658707
DJ STOXX 600 Utilities	FSTU	DE0002272077	SX6P	EU0009658962

Bloomberg Access	CEM EUX (select the respective futures contract)
Reuters Access	<EUREX/FUTEX01> (select the respective futures contract)

Contract Specifications – Options

Product	Dow Jones EURO STOXX Sector Index Options Dow Jones STOXX 600 Sector Index Options
Contract Value	EUR 50.00 per index point.
Settlement	Cash settlement, payable on the first exchange trading day following the Last Trading Day.
Price Quotation	In points, with one decimal place.
Minimum Price Change	0.1 of a point, equivalent to a value of EUR 5.00.
Last Trading Day	The third Friday of each contract month, if this is an exchange trading day; otherwise, the exchange trading day immediately preceding that Friday. Trading in the expiring option series ceases at 12:00 CET.
Final Settlement Price	The average of the respective Dow Jones EURO STOXX/ STOXX 600 index values calculated between 11:50 and 12:00 CET on the Last Trading Day. The Final Settlement Price is determined at 12:00 CET on the Last Trading Day.
Contract Months	The three nearest calendar months, the three following quarterly months of the March, June, September and December cycle thereafter, and the two following semi-annual months of the June and December cycle thereafter (i.e. up to a maximum lifetime of 24 months).
Trading Hours	From 08:50 to 17:30 CET.
Minimum size for OTC Block Trades	250 contracts
Trading Fees	EUR 0.30 per contract. EUR 0.15 per contract (Market Making).

Market Making Requirements – Options

Dow Jones EURO STOXX / STOXX 600 Sector Index Options			
Minimum Size	Maximum Spread		Quotation Requirements
	Bid up to	Spread	
10 contracts	5.3	0.8	Respond to 50% of the received quote requests.
on both bid and ask sides.	53.3	15%	
	999.8	8	

Sector Options 1

Eurex Dow Jones EURO STOXX Sector Index Products			Underlying Index	
Option	Code	ISIN	Code	ISIN
DJ EURO STOXX Automobiles & Parts	OESA	DE0005303572	SXAE	EU0009658301
DJ EURO STOXX Banks	OESB	DE0007923518	SX7E	EU0009658426
DJ EURO STOXX Basic Resources	OES5	DE0002271129	SXPE	EU0009658244
DJ EURO STOXX Chemicals	OESC	DE0002271111	SX4E	EU0009658228
DJ EURO STOXX Construction & Materials	OESN	DE0002271103	SXOE	EU0009658509
DJ EURO STOXX Financial Services	OESF	DE0007200719	SXFE	EU0009658467
DJ EURO STOXX Food & Beverage	OESO	DE0002271087	SX3E	EU0009658368
DJ EURO STOXX Health Care	OESH	DE0007923526	SXDE	EU0009658343
DJ EURO STOXX Industrial Goods & Services	OESG	DE0002271079	SXNE	EU0009658525
DJ EURO STOXX Insurance	OESI	DE0005303564	SXIE	EU0009658442
DJ EURO STOXX Media	OESE	DE0007200693	SXME	EU0009658269
DJ EURO STOXX Oil & Gas	OESM	DE0005303556	SXEE	EU0009658400
DJ EURO STOXX Personal & Household Goods	OESZ	DE0002271061	SXQE	CH0019112892
DJ EURO STOXX Retail	OESR	DE0002271046	SXRE	CH0019113023
DJ EURO STOXX Technology	OESY	DE0007923534	SX8E	EU0009658541
DJ EURO STOXX Telecommunications	OEST	DE0007923542	SXKE	EU0009658566
DJ EURO STOXX Travel & Leisure	OESV	DE0002271095	SXTE	CH0019112744
DJ EURO STOXX Utilities	OESU	DE0007200685	SX6E	EU0009658582

Sector Options 2

Eurex Dow Jones STOXX 600 Sector Index Products			Underlying Index	
Option	Code	ISIN	Code	ISIN
DJ EURO STOXX Automobiles & Parts	OSTA	DE000A0DMX65	SXAP	EU0009658681
DJ EURO STOXX Banks	OSTB	DE0007200750	SX7P	EU0009658806
DJ EURO STOXX Basic Resources	OSTS	DE000A0AEU53	SXPP	EU0009658624
DJ EURO STOXX Chemicals	OSTC	DE000A0DMX73	SX4P	EU0009658608
DJ EURO STOXX Construction & Materials	OSTN	DE000A0DMX81	SXOP	EU0009658889
DJ EURO STOXX Financial Services	OSTF	DE000A0AEU46	SXFP	EU0009658848
DJ EURO STOXX Food & Beverage	OSTO	DE000A0AEU79	SX3P	EU0009658749
DJ EURO STOXX Health Care	OSTH	DE0005303614	SXDP	EU0009658723
DJ EURO STOXX Industrial Goods & Services	OSTG	DE000A0AEU95	SXNP	EU0009658905
DJ EURO STOXX Insurance	OSTI	DE0002272101	SXIP	EU0009658822
DJ EURO STOXX Media	OSTM	DE000A0AEU87	SXMP	EU0009658640
DJ EURO STOXX Oil & Gas	OSTE	DE000A0AEU61	SXEP	EU0009658780
DJ EURO STOXX Personal & Household Goods	OSTZ	DE000A0DMX57	SXQP	CH0019112330
DJ EURO STOXX Retail	OSTR	DE000A0DMX32	SX1P	EU0009658665
DJ EURO STOXX Technology	OSTY	DE0007200776	SX8P	EU0009658921
DJ EURO STOXX Telecommunications	OSTT	DE0007200768	SXKP	EU0009658947
DJ EURO STOXX Travel & Leisure	OSTV	DE000A0DMX40	SX2P	EU0009658707
DJ EURO STOXX Utilities	OSTU	DE0002272093	SX6P	EU0009658962

Bloomberg Access

e.g. OESA: SXAE<F10>OMON

Reuters Access

e.g. OESA: <0#FESA*.EX>

Automobiles & Parts Index Composition

Index Name	Symbol	Market Capitalization (Million EUR*)	Market Capitalization Full (Million EUR)
Dow Jones STOXX 600 Automobiles & Parts Index	SXAP	101,201,055,572	136,758,183,205
Dow Jones EURO STOXX Automobiles & Parts Index	SXAE	93,178,689,653	124,439,151,609

Company Name	Dow Jones STOXX 600 Automobiles & Parts Adjusted Weightings in Percent	Dow Jones EURO STOXX Automobiles & Parts Adjusted Weightings in Percent
DAIMLERCHRYSLER	28.92	31.41
RENAULT	13.28	14.42
BMW	11.53	12.52
PEUGEOT	8.81	9.57
VOLKSWAGEN	7.07	7.67
CONTINENTAL	6.09	6.62
MICHELIN	6.05	6.57
PORSCHE PREF	4.62	5.01
FIAT	3.51	3.82
TOMKINS	3.00	
GKN	2.28	
VALEO	2.20	2.39
AUTOLIV	1.64	
TRELLEBORG	1.01	
	100.00	100.00

Banks Index Composition 1

Index Name	Symbol	Market Capitalization (Million EUR*)	Market Capitalization Full (Million EUR)
Dow Jones STOXX 600 Banks Index	SX7P	969,503,224,790	1,108,612,231,359
Dow Jones EURO STOXX Banks Index	SX7E	442,542,047,043	553,957,755,441

Company Name	Dow Jones STOXX 600 Banks Index Adjusted Weightings in Percent	Dow Jones EURO STOXX Banks Index Adjusted Weightings in Percent
HSBC	14.80	
ROYAL BANK OF SCOTLAND GRP	7.07	
UBS	6.23	
BARCLAYS	5.17	
BNP PARIBAS	4.53	9.93
HBOS	4.46	
BCO SANTANDER CENTRAL HIS	3.92	8.58
BCO BILBAO VIZCAYA ARGENT	3.91	8.57
LLOYDS TSB GRP	3.63	
DEUTSCHE BANK	3.35	7.33
GROUPE SOCIÉTÉ GÉNÉRALE	3.33	7.30
CREDIT SUISSE GROUP	3.24	
ABN AMRO	3.11	6.82
FORTIS	2.42	5.30
UNICREDITO ITALIANO	2.05	4.49
CRÉDIT AGRICOLE	1.56	3.42
STANDARD CHARTERED	1.55	
NORDEA BANK	1.48	
ABBEEY NATIONAL	1.26	
ALLIED IRISH BANKS	1.19	2.60
BCA INTESA	1.11	2.42
DANSKE BANK	1.07	
BANK OF IRELAND	1.04	2.28
SAN PAOLO IMI	1.03	2.26
DEXIA	0.96	2.09
BAYERISCHE HYPOVEREINSBANK	0.95	2.09
SVENSKA HANDELSBANKEN	0.90	
BCO POPULAR ESPANOL	0.85	1.86
COMMERZBANK	0.76	1.68

* Free Float
Status as of September 20, 2004. The index composition is reevaluated on a quarterly basis. Please refer to www.stoxx.com for updates.

* Free Float
Status as of September 20, 2004. The index composition is reevaluated on a quarterly basis. Please refer to www.stoxx.com for updates.

Banks Index Composition 2

Company Name	Dow Jones STOXX 600 Banks Index Adjusted Weightings in Percent	Dow Jones EURO STOXX Banks Index Adjusted Weightings in Percent
SKANDINAVISKA ENSKILDA BK	0.69	
FORENINGSSPARBANKEN	0.63	
NATIONAL BANK OF GREECE	0.59	1.30
ALLIANCE & LEICESTER	0.53	
KBC BANCASSURANCE	0.53	1.17
BCO POPOL. DI VERONA E NO	0.53	1.16
ANGLO IRISH CORP	0.51	1.12
ALPHA BANK	0.51	1.11
ERSTE BANK AUSTRIA	0.50	1.09
BCO COMERCIAL PORTUGUES	0.49	1.07
BPU BANCHE POPOLARI UNITE	0.47	1.03
NORTHERN ROCK	0.46	
BANCO SABADELL	0.45	0.98
CAPITALIA	0.44	0.96
DNB NOR ASA	0.44	
DEPFA BANK	0.41	0.90
MEDIOBANCA	0.37	0.80
BANCA ANTONVENETA	0.35	0.76
EFG EUROBANK ERGASIAS	0.34	0.75
ALMANIJ	0.32	0.69
BCA MONTE DEI PASCHI DI S	0.31	0.67
BCA POPOLARE DI LODI	0.25	0.54
BANKINTER	0.22	0.48
BCA POPOLARE DI MILANO	0.21	0.45
BCO ESPIRITO SANTO	0.21	0.45
JULIUS BAER	0.20	
BNL BCA NAZIONALE DEL LAV	0.20	0.45
BANK OF PIRAEUS	0.19	0.42
BANK AUSTRIA CREDITANSTAL	0.18	0.40
BANCA LOMBARDA E PIEMONTE	0.18	0.39
DEUTSCHE POSTBANK	0.17	0.38
JYSKE BANK	0.16	
CLOSE BROTHERS GRP	0.15	
BCO BPI	0.14	0.31
EMPORIKI BANK OF GREECE	0.12	0.27

Banks Index Composition 3

Company Name	Dow Jones STOXX 600 Banks Index Adjusted Weightings in Percent	Dow Jones EURO STOXX Banks Index Adjusted Weightings in Percent
NATEXIS	0.11	0.25
VALIANT	0.11	
INVESTEC	0.11	
BNC.DE VALENCIA	0.10	0.23
BANK OF GREECE	0.10	0.21
CREDIT AGR ILE DE FRANCE	0.08	0.17
	100.00	100.00

Basic Resources Index Composition

Index Name	Symbol	Market Capitalization (Million EUR*)	Market Capitalization Full (Million EUR)
Dow Jones STOXX 600 Basic Resources Index	SXPP	126,370,505,824	173,525,358,151
Dow Jones EURO STOXX Basic Resources Index	SXPE	29,340,768,128	33,135,071,170

Company Name	Dow Jones STOXX 600 Basic Resources Index Adjusted Weightings in Percent	Dow Jones EURO STOXX Basic Resources Index Adjusted Weightings in Percent
ANGLO AMERICAN	22.35	
RIO TINTO	17.81	
BHP BILLITON	15.78	
ARCELOR	7.07	30.46
NORSK HYDRO	6.52	
UPM KYMMENE	6.29	27.07
STORA ENSO	5.22	22.47
XSTRATA	3.85	
CORUS GRP	2.73	
JOHNSON MATTHEY	2.42	
ACERINOX	1.59	6.87
LONMIN	1.55	
UMICORE	1.20	5.15
NORSKE SKOGINDUSTRIER	1.14	
HOLMEN	1.01	
OUTOKUMPU	1.00	4.31
VOESTALPINE	0.85	3.66
ANTOFAGASTA	0.85	
SSAB SVENSKT STAL	0.77	
	100.00	100.00

Chemicals Index Composition

Index Name	Symbol	Market Capitalization (Million EUR*)	Market Capitalization Full (Million EUR)
Dow Jones STOXX 600 Chemicals Index	SX4P	107,374,279,179	116,335,277,616
Dow Jones EURO STOXX Chemicals Index	SX4E	76,603,660,298	82,756,003,202

Company Name	Dow Jones STOXX 600 Chemicals Index Adjusted Weightings in Percent	Dow Jones EURO STOXX Chemicals Index Adjusted Weightings in Percent
BASF	23.86	33.45
BAYER	13.98	19.59
AIR LIQUIDE	13.07	18.32
SYNGENTA	7.50	
AKZO NOBEL	7.03	9.85
BOC GRP	6.02	
SOLVAY	4.21	5.90
LINDE	3.47	4.87
DSM	3.38	4.73
IMPERIAL CHEMICAL INDS	3.23	
GIVAUDAN	3.21	
CIBA SPECIALTY CHEMICALS	3.13	
CLARIANT	2.15	
YARA	1.55	
LONZA	1.24	
K + S	1.20	1.69
MG TECHNOLOGIES	1.14	1.60
BRITISH VITA	0.63	
	100.00	100.00

* Free Float
Status as of September 20, 2004. The index composition is reevaluated on a quarterly basis. Please refer to www.stoxx.com for updates.

* Free Float
Status as of September 20, 2004. The index composition is reevaluated on a quarterly basis. Please refer to www.stoxx.com for updates.

Construction & Materials Index Composition

Index Name	Symbol	Market Capitalization (Million EUR*)	Market Capitalization Full (Million EUR)
Dow Jones STOXX 600 Construction & Materials Index	SXOP	104,359,811,044	127,109,434,616
Dow Jones EURO STOXX Construction & Materials Index	SXOE	72,184,150,073	91,244,739,588

Company Name	Dow Jones STOXX 600 Construction & Materials Index Adjusted Weightings in Percent	Dow Jones EURO STOXX Construction & Materials Index Adjusted Weightings in Percent
SAINT GOBAIN	14.02	20.27
LAFARGE	11.74	16.97
CRH	9.92	14.35
BOUYGUES	7.33	10.59
HOLCIM	7.22	
VINCI GTM	7.07	10.23
HANSON	4.02	
ACS	3.45	4.99
ASSA ABLOY	3.14	
SKANSKA	3.07	
BPB	2.68	
GEBERIT	2.50	
GRUPO FERROVIAL	2.07	2.99
HEIDELBERGCEMENT	2.00	2.89
RMC GRP	2.00	
WIENERBERGER	1.81	2.62
EIFFAGE	1.56	2.26
BALFOUR BEATTY	1.49	
IMERYS	1.46	2.11
AGGREGATE INDUSTRIES	1.41	
AMEC	1.29	
GRUPO ACCIONA	1.28	1.85
PILKINGTON	1.27	
FOMENTO DE CONSTRUCCY CONT	1.24	1.79
CIMPOR CIMENTOS DE PORTUG	1.23	1.78
TITAN CEMENT	1.10	1.59
HOCHTIEF	1.08	1.56
ITALCEMENTI	0.82	1.18
NOVAR	0.75	
	100.00	100.00

* Free Float
Status as of September 20, 2004. The index composition is reevaluated on a quarterly basis. Please refer to www.stoxx.com for updates.

Financial Services Index Composition 1

Index Name	Symbol	Market Capitalization (Million EUR*)	Market Capitalization Full (Million EUR)
Dow Jones STOXX 600 Financial Services Index	SXFP	101,506,500,764	124,040,676,295
Dow Jones EURO STOXX Financial Services Index	SXFE	39,717,160,032	54,903,441,635

Company Name	Dow Jones STOXX 600 Financial Services Index Adjusted Weightings in Percent	Dow Jones EURO STOXX Financial Services Index Adjusted Weightings in Percent
LAND SECURITIES	8.09	
BRITISH LAND COMPANY	5.75	
MAN GRP	5.70	
3i GRP	4.86	
DEUTSCHE BOERSE	4.63	11.85
UNIBAIL	4.33	11.06
RODAMCO CONTINENTAL EUROPE	4.12	10.53
GROUPE BRUXELLES LAMBERT	3.91	10.00
INVESTOR	3.80	
AMVESCAP	3.72	
HYPO REAL ESTATE HOLDING	3.53	9.02
HAMMERSON	3.01	
LIBERTY INTL	2.90	
EURONEXT	2.78	7.11
BRADFORD & BINGLEY	2.69	
CORIO	2.58	6.60
SLOUGH ESTATES	2.55	
PROVIDENT FINANCIAL	1.99	
GECINA	1.93	4.94
METROVACESA	1.77	4.52
INDUSTRIVARDEN	1.69	
IMMOFINANZ IMMOBILIEN	1.67	4.27
CATTLE'S	1.56	
ICAP	1.55	
WERELDHAVE	1.45	3.71
INVESTMENT AB KINNEVIK	1.43	
LONDON STOCK EXCHANGE	1.32	
KLEPIERRE	1.30	3.33
PARGESA	1.28	
EURAZEO	1.23	3.15

* Free Float
Status as of September 20, 2004. The index composition is reevaluated on a quarterly basis. Please refer to www.stoxx.com for updates.

Financial Services Index Composition 2

Company Name	Dow Jones STOXX 600 Financial Services Index Adjusted Weightings in Percent	Dow Jones EURO STOXX Financial Services Index Adjusted Weightings in Percent
WENDEL INVESTISSEMENT	1.19	3.04
SCHRODERS	1.19	
PSP SWISS PROPERTY	1.13	
INTERMEDIATE CAPITAL GRP	1.09	
COLLINS STEWART TULLETT	1.05	
BCA FIDEURAM	1.03	2.64
BRIXTON	0.90	
CORPORACION FINANCIERA AL	0.86	2.19
PILLAR PROPERTY	0.83	
OMX	0.81	
MLP	0.81	2.06
	100.00	100.00

Food & Beverage Index Composition

Index Name	Symbol	Market Capitalization (Million EUR*)	Market Capitalization Full (Million EUR)
Dow Jones STOXX 600 Food & Beverage Index	SX3P	249,048,768,492	343,574,732,025
Dow Jones EURO STOXX Food & Beverage Index	SX3E	73,403,766,182	98,825,350,404

Company Name	Dow Jones STOXX 600 Food & Beverage Index Adjusted Weightings in Percent	Dow Jones EURO STOXX Food & Beverage Index Adjusted Weightings in Percent
NESTLÉ	30.70	
DIAGEO	12.26	
UNILEVER NV	10.98	37.24
UNILEVER	7.88	
GROUPE DANONE	6.42	21.78
CADBURY SCHWEPPES	5.27	
SABMILLER	3.20	
ALLIED DOMECQ	2.99	
HEINEKEN	2.41	8.17
PERNOD RICARD	2.21	7.51
SCOTTISH & NEWCASTLE	1.79	
ORKLA	1.73	
INBEV	1.65	5.59
KONINKLIJKE NUMICO	1.53	5.20
ASSOCIATED BRIT FOODS	1.38	
HEINEKEN HLDG	0.92	3.11
KERRY GRP	0.87	2.96
DANISCO	0.84	
COCA COLA HELLENIC BOTTLI	0.83	2.81
TATE & LYLE	0.75	
LINDT & SPRUENGLI	0.55	
CARLSBERG	0.50	
CSM	0.46	1.57
NORTHERN FOODS	0.44	
IAWS GRP	0.42	1.44
EBRO PULEVA	0.41	1.39
SUEDZUCKER	0.36	1.22
DAIRY CREST GROUP	0.24	
	100.00	100.00

* Free Float
Status as of September 20, 2004. The index composition is reevaluated on a quarterly basis. Please refer to www.stoxx.com for updates.

Health Care Index Composition 1

Index Name	Symbol	Market Capitalization (Million EUR*)	Market Capitalization Full (Million EUR)
Dow Jones STOXX 600 Health Care Index	SXDP	418,353,242,505	473,725,834,688
Dow Jones EURO STOXX Health Care Index	SXDE	57,780,510,289	88,411,428,745

Company Name	Dow Jones STOXX 600 Health Care Index Adjusted Weightings in Percent	Dow Jones EURO STOXX Health Care Index Adjusted Weightings in Percent
GLAXOSMITHKLINE	24.69	
NOVARTIS	22.99	
ROCHE	14.01	
ASTRAZENECA	12.88	
SANOFI-AVENTIS	4.95	35.82
NOVO NORDISK	2.93	
SCHERING	2.03	14.66
ELAN CORP	1.84	13.33
SMITH & NEPHEW	1.58	
ESSILOR INTERNATIONAL	1.23	8.91
SYNTHESE	0.94	
UCB	0.87	6.33
SERONO	0.87	
SHIRE PHARMACEUTICALS GRP	0.86	
ALTANA	0.80	5.81
NOBEL BIOCARE HOLDING	0.73	
MERCK	0.52	3.77
FRESENIUS MED CARE	0.51	3.70
WARNER CHILCOTT	0.44	
GN STORE NORD	0.42	
NOVOZYMES	0.42	
GETINGE	0.39	
ACTELION	0.39	
GAMBRO	0.35	

Health Care Index Composition 2

Company Name	Dow Jones STOXX 600 Health Care Index Adjusted Weightings in Percent	Dow Jones EURO STOXX Health Care Index Adjusted Weightings in Percent
FRESENIUS PREF	0.32	2.31
STRAUMANN	0.31	
QIAGEN	0.29	2.11
COLORPLAST	0.28	
BB BIOTECH	0.27	
STADA ARZNEIMIT	0.23	1.67
H. LUNDBECK	0.23	
ZELTIA	0.22	1.59
SSL INTERNATIONAL	0.18	
	100.00	100.00

* Free Float
Status as of September 20, 2004. The index composition is reevaluated on a quarterly basis. Please refer to www.stoxx.com for updates.

Industrial Goods & Services Index Composition 1

Index Name	Symbol	Market Capitalization (Million EUR*)	Market Capitalization Full (Million EUR)
Dow Jones STOXX 600 Industrial Goods & Services Index	SXNP	283,024,668,097	367,106,949,086
Dow Jones EURO STOXX Industrial Goods & Services Index	SXNE	136,718,229,531	203,900,059,586

Company Name	Dow Jones STOXX 600 Industrial Goods & Services Index Adjusted Weightings in Percent	Dow Jones EURO STOXX Industrial Goods & Services Index Adjusted Weightings in Percent
SIEMENS	18.00	37.27
SCHNEIDER ELECTRIC	4.34	8.99
BAE SYSTEMS	3.46	
ABB	3.28	
BAA	3.11	
A.P.MOLLER-MAERSK	2.78	
WOLSELEY	2.71	
DEUTSCHE POST	2.50	5.18
SANDVIK	2.38	
THYSSENKRUPP	2.31	4.79
VOLVO	2.29	
TPG	2.14	4.42
EADS	2.13	4.40
SMITHS INDUSTRIES	2.08	
ROLLS ROYCE GROUP	1.97	
ADECCO	1.82	
AUTOSTRAD	1.66	3.44
ABERTIS INFRAESTRUCTURAS	1.57	3.26
RENTOKIL INITIAL	1.42	
SECURITAS	1.23	
REXAM	1.19	
ATLAS COPCO	1.18	
FINMECCANICA	1.17	2.42
CAPITA GRP	1.13	
EXEL	1.08	
HAYS	1.05	
SKF	1.04	
MAN	1.03	2.13

* Free Float
Status as of September 20, 2004. The index composition is reevaluated on a quarterly basis. Please refer to www.stoxx.com for updates.

Industrial Goods & Services Index Composition 2

Company Name	Dow Jones STOXX 600 Industrial Goods & Services Index Adjusted Weightings in Percent	Dow Jones EURO STOXX Industrial Goods & Services Index Adjusted Weightings in Percent
BUNZL	0.98	
SCANIA	0.97	
SGS	0.93	
AUTOROUTES DU SUD DE LA F	0.89	1.85
BRAMBLES INDUSTRIES	0.87	
BRISA (AUTO ESTRADAS PORT)	0.84	1.75
THALÈS	0.81	1.68
TRAVIS PERKINS	0.79	
COBHAM	0.78	
AGFA GEVAERT	0.78	1.61
VEDIOR	0.73	1.52
ELECTROCOMPONENTS	0.70	
KONE OYJ	0.70	1.44
ASSOCD BRIT PORTS	0.69	
IMI	0.68	
ALSTOM	0.66	1.38
ISS	0.66	
VESTAS WIND SYSTEMS	0.66	
RANDSTAD	0.64	1.32
GROUP 4 SECURICOR	0.61	
SNECMA	0.60	1.25
BBA GRP	0.55	
KIDDE	0.54	
ZARDOYA OTIS	0.50	1.03
GAMESA	0.48	1.00
PIRELLI & CO. ORD	0.48	0.99
SERCO GRP	0.48	
GRAFTON GRP	0.47	0.98
HEIDELBERGER DRUCK-MASCHINEN	0.43	0.90
MEGGITT	0.43	
SCHINDLER	0.41	
INVENSYS	0.41	
DCC	0.40	0.83
THE DAVIS SERVICE GRP	0.40	
ZODIAC	0.39	0.82
ALFA LAVAL	0.38	

Industrial Goods & Services Index Composition 3

Company Name	Dow Jones STOXX 600 Industrial Goods & Services Index Adjusted Weightings in Percent	Dow Jones EURO STOXX Industrial Goods & Services Index Adjusted Weightings in Percent
INTERTEK GROUP	0.38	
FKI	0.37	
METSO	0.37	0.77
RAC	0.37	
PREMIER FARNELL	0.36	
SIG HOLDING	0.33	
COOKSON GRP	0.33	
HUHTAMAKI OYJ	0.32	0.66
DE LA RUE	0.30	
BUHRMANN	0.29	0.61
UNAXIS	0.29	
HALMA	0.29	
WEIR GRP	0.28	
SPECTRIS	0.26	
EUROTUNNEL	0.25	0.53
EPCOS	0.21	0.44
ALTRAN TECHN.	0.18	0.38
	100.00	100.00

Insurance Index Composition 1

Index Name	Symbol	Market Capitalization (Million EUR*)	Market Capitalization Full (Million EUR)
Dow Jones STOXX 600 Insurance Index	SXIP	281,871,540,739	338,004,289,291
Dow Jones EURO STOXX Insurance Index	SXIE	178,137,794,533	232,473,334,113

Company Name	Dow Jones STOXX 600 Insurance Index Adjusted Weightings in Percent	Dow Jones EURO STOXX Insurance Index Adjusted Weightings in Percent
ING GROEP	14.60	23.10
ALLIANZ	10.53	16.66
AXA	9.16	14.50
ASSICURAZIONI GENERALI	8.76	13.86
AVIVA	6.61	
ZURICH FINANCIAL SERVICES	6.04	
SWISS RE	5.48	
MUENCHENER RUECKVER	5.42	8.58
PRUDENTIAL CORPORATION	4.91	
AEGON	4.40	6.96
LEGAL + GENERAL GRP	3.48	
OLD MUTUAL	2.01	
RAS	1.64	2.60
ALLEANZA ASSICURAZIONI	1.38	2.19
FRIENDS PROVIDENT	1.35	
SAMPO	1.33	2.11
IRISH LIFE + PERMANENT	1.23	1.95
ROYAL SUN ALLIANCE INS GRP	1.14	
AGF	1.14	1.80
SKANDIA FORSAKRINGS	1.11	
SWISS LIFE HOLDING	1.04	
CNP ASSURANCES	0.67	1.05
BALOISE	0.62	
HHG	0.56	
HANNOVER RUECK	0.56	0.88
CATTOLICA ASSICURAZIONI	0.54	0.85
STOREBRAND	0.51	
FONDIARIA	0.48	0.76
TOPDANMARK	0.43	
BRITANNIC	0.40	

* Free Float
Status as of September 20, 2004. The index composition is reevaluated on a quarterly basis. Please refer to www.stoxx.com for updates.

Insurance Index Composition 2

Company Name	Dow Jones STOXX 600 Insurance Index Adjusted Weightings in Percent	Dow Jones EURO STOXX Insurance Index Adjusted Weightings in Percent
BRIT INSURANCE HOLDINGS	0.38	
CORPORACION MAPFRE	0.37	0.59
MEDIOLANUM	0.36	0.57
AMB GENERALI HOLDING	0.35	0.55
JARDINE LLOYD THOMPSON GR	0.31	
SCOR	0.28	0.44
AMLIN	0.24	
CONVERIUM HLDG N	0.18	
	100.00	100.00

Media Index Composition 1

Index Name	Symbol	Market Capitalization (Million EUR*)	Market Capitalization Full (Million EUR)
Dow Jones STOXX 600 Media Index	SXMP	145,477,527,499	184,148,768,986
Dow Jones EURO STOXX Media Index	SXME	72,138,334,298	102,594,061,502

Company Name	Dow Jones STOXX 600 Media Index Adjusted Weightings in Percent	Dow Jones EURO STOXX Media Index Adjusted Weightings in Percent
VIVENDI UNIVERSAL	15.58	30.80
REED ELSEVIER	6.32	9.40
WPP GROUP	6.24	
BRITISH SKY BROADCASTING	6.15	
PEARSON	4.86	
REED ELSEVIER	4.75	
LAGARDERE	4.65	9.20
REUTERS	4.58	
ITV	4.55	
MEDIASET	3.73	7.38
VNU	3.50	6.93
WOLTERS KLUWER	2.57	5.09
DAILY MAIL & GENERAL TRUST	2.22	
YELL GROUP	2.22	
PUBLICIS GRP	2.06	4.06
TF1	1.99	3.94
EMAP	1.98	
EMI GROUP	1.79	
TRINITY MIRROR	1.72	
JOHNSTON PRESS	1.63	
UNITED BUSINESS MEDIA	1.51	
HAVAS	1.21	2.40
PAGESJAUNES	1.12	2.21
RCS MEDIAGROUP	1.05	2.08
SOGECABLE	1.02	2.01
T&F INFORMA	0.98	
TAYLOR NELSON SOFRES	0.96	
M6 METROPOLE TV	0.93	1.84
SANOMA WSOY	0.93	1.84
AEGIS GROUPO	0.90	

* Free Float
 Status as of September 20, 2004. The index composition is reevaluated on a quarterly basis. Please refer to www.stoxx.com for updates.

Media Index Composition 2

Company Name	Dow Jones STOXX 600 Media Index Adjusted Weightings in Percent	Dow Jones EURO STOXX Media Index Adjusted Weightings in Percent
GESTEVISION TELECINCO	0.89	1.75
JCDECAUX	0.87	1.72
PROSIEBENSAT.1 MEDI.PREF	0.86	1.70
ENIRO	0.82	
INDEPENDENT NEWSPAPERS	0.78	1.54
SEAT PAGINE GIALLE	0.74	1.47
PRISA	0.73	1.45
ARNOLDO MONDADORI EDITORE	0.60	1.18
	100.00	100.00

Oil & Gas Index Composition

Index Name	Symbol	Market Capitalization (Million EUR*)	Market Capitalization Full (Million EUR)
Dow Jones STOXX 600 Oil & Gas Index	SXEP	523,285,661,998	596,654,302,700
Dow Jones EURO STOXX Oil & Gas Index	SXEE	266,834,567,204	321,322,241,852

Company Name	Dow Jones STOXX 600 Oil & Gas Index Adjusted Weightings in Percent	Dow Jones EURO STOXX Oil & Gas Index Adjusted Weightings in Percent
BP	32.11	
TOTAL	19.42	38.07
ROYAL DUTCH PETROLEUM	17.05	33.43
SHELL TRANSPORT&TRADING	11.41	
ENI	8.59	16.86
BG GRP	3.52	
REPSOL	3.10	6.07
STATOIL	1.06	
FORTUM	0.74	1.46
CAIRN ENERGY	0.68	
TECHNIP	0.51	1.00
OMV	0.43	0.85
SAIPEM	0.42	0.83
CIA ESPANOLA DE PETROLEOS	0.29	0.58
IHC CALAND	0.27	0.52
TULLOW OIL	0.22	
ENAGAS	0.17	0.34
	100.00	100.00

* Free Float
 Status as of September 20, 2004. The index composition is reevaluated on a quarterly basis. Please refer to www.stoxx.com for updates.

Personal & Household Goods Index Composition 1

Index Name	Symbol	Market Capitalization (Million EUR*)	Market Capitalization Full (Million EUR)
Dow Jones STOXX 600 Personal & Household Goods Index	SXQP	186,567,156,515	258,783,773,791
Dow Jones EURO STOXX Personal & Household Goods Index	SXQE	94,129,166,351	152,892,849,270

Company Name	Dow Jones STOXX 600 Personal & Household Goods Index Adjusted Weightings in Percent	Dow Jones EURO STOXX Personal & Household Goods Index Adjusted Weightings in Percent
PHILIPS ELECTRONICS	13.44	26.64
BRITISH AMERICAN TOBACCO	9.82	
L'OREAL	9.31	18.46
LVMH MOET HENNESSY	7.67	15.20
IMPERIAL TOBACCO GRP	6.89	
RECKITT BENCKISER	6.59	
CIE FINANC RICHEMONT UTS	6.29	
ALTADIS	4.14	8.21
GALLAHER GRP	3.25	
SVENSKA CELLULOSA	3.22	
ADIDAS-SALOMON	2.72	5.39
ELECTROLUX	2.37	
THOMSON	2.32	4.61
HENKEL PREF	1.94	3.85
SWATCH	1.91	
PUMA	1.87	3.71
CHRISTIAN DIOR	1.52	3.02
SWEDISH MATCH	1.45	
PERSIMMON	1.35	
TAYLOR WOODROW	1.31	
BERKELEY GRP	1.05	
BARRATT DEVELOPMENTS	1.01	
LUXOTTICA	0.91	1.81
GEORGE WIMPEY	0.80	
HERMES INTERNATIONAL	0.80	1.59
BEIERSDORF	0.77	1.53
SACYR-VALLEHERMOSO	0.68	1.36
BELLWAY	0.68	

Personal & Household Goods Index Composition 2

Company Name	Dow Jones STOXX 600 Personal & Household Goods Index Adjusted Weightings in Percent	Dow Jones EURO STOXX Personal & Household Goods Index Adjusted Weightings in Percent
BULGARI	0.66	1.31
BIC	0.63	1.25
WELLA PREF	0.56	1.11
BOVIS HOMES GRP	0.54	
BURBERRY	0.52	
MFI FURNITURE GRP	0.50	
AMER	0.48	0.94
	100.00	100.00

* Free Float Status as of September 20, 2004. The index composition is reevaluated on a quarterly basis. Please refer to www.stox.com for updates.

Retail Index Composition

Index Name	Symbol	Market Capitalization (Million EUR*)	Market Capitalization Full (Million EUR)
Dow Jones STOXX 600 Retail Index	SXRP	180,575,544,633	223,466,773,590
Dow Jones EURO STOXX Retail Index	SXRE	59,911,925,291	91,567,769,278

Company Name	Dow Jones STOXX 600 Retail Index Adjusted Weightings in Percent	Dow Jones EURO STOXX Retail Index Adjusted Weightings in Percent
TESCO	17.25	
CARREFOUR SUPERMARCHE	13.85	41.76
GUS	7.32	
HENNES & MAURITZ B	6.64	
MARKS & SPENCER GROUP	5.87	
KINGFISHER	5.87	
AHOLD	4.49	13.52
BOOTS GROUP	4.17	
MORRISON (WILLIAM) SUPERM	3.67	
NEXT	3.48	
METRO	3.02	9.09
PINAULT PRINTEMPS REDOUTE	2.80	8.43
DIXONS GRP	2.61	
DELHAIZE GROUP	2.45	7.37
INDITEX	2.35	7.08
SAINSBURY	2.34	
SIGNET GRP	1.58	
CASINO GUICHARD	1.54	4.64
ALLIANCE UNICHEM	1.36	
KESA ELECTRICALS	1.25	
ETS COLRUYT	1.05	3.17
CELESIO	1.04	3.15
INCHCAPE	0.90	
HMV GROUP	0.64	
KESKO	0.60	1.80
SMITH (WH)	0.59	
SOMERFIELD	0.49	
WOOLWORTHS GROUP	0.45	
VALORA	0.35	
	100.00	100.00

* Free Float
Status as of September 20, 2004. The index composition is reevaluated on a quarterly basis. Please refer to www.stoxx.com for updates.

Technology Index Composition

Index Name	Symbol	Market Capitalization (Million EUR*)	Market Capitalization Full (Million EUR)
Dow Jones STOXX 600 Technology Index	SX8P	182,521,399,901	217,941,190,159
Dow Jones EURO STOXX Technology Index	SX8E	130,894,295,078	165,883,443,897

Company Name	Dow Jones STOXX 600 Technology Index Adjusted Weightings in Percent	Dow Jones EURO STOXX Technology Index Adjusted Weightings in Percent
NOKIA	29.49	41.12
ERICSSON	20.12	
SAP	14.84	20.70
ALCATEL	6.15	8.58
STMICROELECTRONICS	4.87	6.79
ASML HOLDING	3.04	4.23
INFINEON TECHNOLOGIES	2.88	4.02
SAGE GRP	1.77	
CAP GEMINI	1.44	2.00
T-ONLINE INTERNATIONAL	1.23	1.72
ATOS ORIGIN	1.16	1.61
LOGICACMG	1.16	
DASSAULT SYSTEMS	1.12	1.56
TIETOENATOR	1.04	1.46
SAGEM	1.01	1.41
MARCONI CORPORATION	1.00	
NEOPOST	0.88	1.22
MISYS	0.85	
LOGITECH INTERNATIONAL	0.84	
INDRA SISTEMAS	0.78	1.09
BUSINESS OBJECTS	0.73	1.02
ARM	0.73	
MICRONAS SEMICONDUCTOR	0.64	
ISOFT GROUP	0.64	
OCE	0.56	0.78
TANDBERG	0.54	
GETRONICS	0.49	0.68
	100.00	100.00

* Free Float
Status as of September 20, 2004. The index composition is reevaluated on a quarterly basis. Please refer to www.stoxx.com for updates.

Telecommunications Index Composition

Index Name	Symbol	Market Capitalization (Million EUR*)	Market Capitalization Full (Million EUR)
Dow Jones STOXX 600 Telecommunications Index	SXKP	386,655,058,547	553,541,184,545
Dow Jones EURO STOXX Telecommunications Index	SXKE	195,809,175,338	331,809,514,585

Company Name	Dow Jones STOXX 600 Telecommunications Index Adjusted Weightings in Percent	Dow Jones EURO STOXX Telecommunications Index Adjusted Weightings in Percent
VODAFONE GROUP	32.62	
TELEFONICA	13.72	27.09
DEUTSCHE TELEKOM	9.07	17.91
FRANCE TELECOM	7.48	14.77
BT GROUP	5.90	
TELECOM ITALIA	5.53	10.92
TIM	4.16	8.22
KPN	3.19	6.30
MMO2	3.05	
PORTUGAL TELECOM	2.31	4.56
SWISSCOM	1.76	
TELIASONERA	1.70	
TDC	1.26	
TELENOR	1.24	
BELGACOM	1.13	2.23
CABLE & WIRELESS	0.95	
TELE2	0.87	
OTE	0.79	1.56
TELEKOM AUSTRIA	0.77	1.52
TELEFONICA MOVILES	0.71	1.41
MOBISTAR	0.44	0.88
COSMOTE MOBILE	0.41	0.81
ELISA CORPORATION	0.38	0.75
EIRCOM GROUP	0.28	0.56
E.BISCOM	0.25	0.50
	100.00	100.00

* Free Float
Status as of September 20, 2004. The index composition is reevaluated on a quarterly basis. Please refer to www.stoxx.com for updates.

Travel & Leisure Index Composition

Index Name	Symbol	Market Capitalization (Million EUR*)	Market Capitalization Full (Million EUR)
Dow Jones STOXX 600 Travel & Leisure Index	SXTP	78,470,503,479	97,631,926,797
Dow Jones EURO STOXX Travel & Leisure Index	SXTE	24,904,019,069	38,760,934,694

Company Name	Dow Jones STOXX 600 Travel & Leisure Index Adjusted Weightings in Percent	Dow Jones EURO STOXX Travel & Leisure Index Adjusted Weightings in Percent
COMPASS GRP	9.07	
CARNIVAL	8.85	
INTERCONTINENTAL HOTELS	8.51	
ACCOR	8.19	25.81
HILTON GRP	7.88	
WHITEBREAD	4.52	
RYANAIR	4.01	12.63
WILLIAM HILL	3.70	
ENTERPRISE INNS	3.65	
PENINSULAR & ORIENT STEAM	3.27	
RANK GRP	3.21	
OPAP	3.12	9.82
SODEXHO ALLIANCE	2.76	8.70
MITCHELLS & BUTLERS	2.59	
AMADEUS GLOBAL TRAVEL DIS	2.48	7.81
PUNCH TAVERNS	2.39	
TUI	2.36	7.45
LUFTHANSA	2.35	7.40
AIR FRANCE - KLM	2.28	7.19
BRITISH AIRWAYS	2.16	
FIRST GROUP	2.16	
AUTOGRILL	1.67	5.25
IBERIA	1.65	5.21
ARRIVA	1.46	
NATIONAL EXPRESS GRP	1.46	
GREENE KING	1.43	
STAGECOACH GROUP PLC	1.19	
NH HOTELES	0.87	2.73
LASTMINUTE.COM	0.76	
	100.00	100.00

* Free Float
Status as of September 20, 2004. The index composition is reevaluated on a quarterly basis. Please refer to www.stoxx.com for updates.














Utilities Index Composition

Index Name	Symbol	Market Capitalization (Million EUR*)	Market Capitalization Full (Million EUR)
Dow Jones STOXX 600 Utilities Index	SX6P	230,359,152,997	300,945,568,127
Dow Jones EURO STOXX Utilities Index	SX6E	153,159,190,513	223,477,273,166

Company Name	Dow Jones STOXX 600 Utilities Index Adjusted Weightings in Percent	Dow Jones EURO STOXX Utilities Index Adjusted Weightings in Percent
E.ON	17.80	26.77
NATIONAL GRID TRANSCO	9.14	
RWE	7.11	10.70
SUEZ	7.09	10.67
ENEL	6.70	10.08
CENTRICA	6.68	
ENDESA	6.47	9.73
IBERDROLA	5.73	8.62
SCOTTISH POWER	5.01	
SCOTTISH & SOUTHERN ENERG	4.14	
ELECTRABEL	3.39	5.10
VEOLIA ENVIRONNEMENT	2.35	3.54
ELECTRICIDADE DE PORTUGAL	1.97	2.96
UNITED UTILITIES	1.97	
SEVERN TRENT	1.87	
UNION EL. FENOSA	1.71	2.56
SNAM RETE GAS	1.62	2.43
INTERNATIONAL POWER	1.37	
KELDA GRP	1.22	
GAS NATURAL SDG	1.15	1.73
PUBLIC POWER CORPORATION	0.96	1.45
TERNA	0.84	1.27
PENNON GRP	0.65	
RED ELECTRICA DE ESPANA	0.61	0.92
AWG	0.60	
VIRIDIAN GRP	0.52	
EDISON	0.51	0.76
AEM	0.46	0.69
NORTHUMBRIAN WATER GRP	0.35	
	100.00	100.00

* Free Float
Status as of September 20, 2004. The index composition is reevaluated on a quarterly basis. Please refer to www.stoxx.com for updates.

**Contacts – The Following Companies Support
the Sector Index Derivatives at Eurex**

	Company	Function	Contact Person	Telephone Number
	Aurel Leven	Broker	Carl Kenigsberg	+33-1-53 89-53 41
	BNP Paribas Arbitrage	Designated Market Maker	Christian Emmanuel Bonnet	+33-1-55 77-33 80
	Citigroup	Market Maker	Leith Assouad	+44-20-7986-07 61
	Credit Suisse	Execution & Clearing Broker	Patrik Meier	+41-1-335-71 00
	Deutsche Bank	Derivatives Institutional Sales Market Making	Oliver Böttger Jason Good	+49-69-91 03-84 76 +44-20-75 45-522 84
	Dresdner Kleinwort Wasserstein	Equity Flow Derivatives	Matthias V. Rode	+49-69-71 31-56 65
	Fimat	Execution Broker and General Clearer	Philip R. Joslin	+49-69-9459-42 00
	HSBC Trinkaus & Burkhardt	Execution Broker, General Clearer	Mark Cringle	+49-211-910 63
	HypoVereinsbank	Designated Market Maker Execution Broker Clearing Broker	Martin Velten Theo Linnig Evert van den Brink	+49-89-378-141 17 +49-89-378-141 22 +49-89-378-150 18
	Lehman Brothers	Broker	Marcus Pethers	+44-20-72 60-31 70
	Man Financial	Private Clients	Jonathan Welch	+44-20-72 85-56 42
	Morgan Stanley	Broker	Geoff Craig	+44-20-74 25-63 60
	Odds Securities	Broker	Mathieu Plasse	+33-1-44 51-84 82
	Société Générale	Designated Market Maker	Grégoire Thomas	+33-1-42 13-35 43
	Timber Hill	Market Maker	Alain Perregaux	+41-41-726-95 86

For more information on Eurex sector index futures and options please contact:

Frankfurt

Daniel Koller

T +49-69-2 11-132 24

e-mail: daniel.koller@eurexchange.com

Zurich

Markus-Alexander Flesch

T +41-58-854-29 48

e-mail: markus-alexander.flesch@eurexchange.com

London

Hartmut Klein

T +44-20-78 62-72 20

e-mail: hartmut.klein@eurexchange.com

Paris

Laurent Ortiz

T +33-1-55 27-67 72

e-mail: laurent.ortiz@eurexchange.com

Chicago

Richard Heckinger

T +1-312-544-1088

E-Mail: richard.heckinger@eurexchange.com

www.eurexchange.com

© Eurex 2004

Deutsche Börse AG (DBAG), Clearstream Banking AG (Clearstream), Eurex Bonds GmbH (Eurex Bonds), Eurex Repo GmbH (Eurex Repo), Eurex Clearing AG (Eurex Clearing) and Eurex Frankfurt AG are public companies and are registered under German law. Eurex Zürich AG is a public company and is registered under Swiss law. Clearstream Banking S.A. (Clearstream) is a public company and is registered under Luxembourg law. U.S. Futures Exchange, L.L.C. (Eurex US) is a limited liability company and is registered under the law of the U.S. state of Delaware. The administrating and operating institution of the Frankfurt Stock Exchange (FSE) is DBAG. The administrating and operating institution of Eurex Deutschland is Eurex Frankfurt AG (Eurex). Eurex Deutschland and Eurex Zürich AG are in the following referred to as the "Eurex-Exchanges". All intellectual property, proprietary and other rights and interests in this publication and the subject matter hereof (other than certain trademarks and service marks listed below) are owned by DBAG and its affiliates and subsidiaries including, without limitation, all patent, registered design, copyright, trademark and service mark rights. While reasonable care has been taken in the preparation of this publication to provide details that are accurate and not misleading at the time of publication DBAG, Eurex, Eurex Bonds, Eurex Repo, the Eurex-Exchanges, Eurex US, Eurex Clearing, Clearstream and FSE and their respective servants and agents (a) do not make any representations or warranties regarding the information contained herein, whether express or implied, including without limitation any implied warranty of merchantability or fitness for a particular purpose or any warranty with respect to the accuracy, correctness, quality, completeness or timeliness of such information, and (b) shall not be responsible or liable for any third party's use of any information contained herein under any circumstances, including, without limitation, in connection with actual trading or otherwise or for any errors or omissions continued in this publication.

This publication is published for information only and shall not constitute investment advice. This brochure is not intended for solicitation purposes but only for use as general information. All descriptions, examples and calculations contained in this publication are for illustrative purposes only.

Eurex offers services directly to members of the Eurex-Exchanges. Those who desire to trade any products available on the Eurex market or who desire to offer and sell any such products to others should consider legal and regulatory requirements of those jurisdictions relevant to them, as well as the risks associated with such products, before doing so.

Eurex derivatives (other than the DAX® futures contract, Dow Jones STOXX 50 futures contract, Dow Jones EURO STOXX 50 futures contract, Dow Jones STOXX 600 Banking Sector futures contract, Dow Jones EURO STOXX Banking Sector futures contract, Dow Jones Global Titans 50 futures contract and Eurex interest rate derivatives) are currently not available for offer, sale or trading in the United States or by United States persons.

Trademarks and Service Marks

Eurex®, Eurex Repo®, Eurex Bonds®, Eurex US®, Buxl®, iNAV®, StatistiX®, DAX®, MDAX®, SDAX®, TecDAX®, Xetra® and XTF Exchange Traded Funds® are registered trademarks of DBAG.

Xemac® is a registered trademark of Clearstream Banking AG. Vestima® is a registered trademark of Clearstream International S.A.

SMI® is a registered trademark of SWX Swiss Exchange.

STOXXSM and Dow Jones EURO STOXX/STOXXSM 600 Sector Indexes as well as the Dow Jones EURO STOXXSM 50 Index and the Dow Jones STOXXSM 50 Index are service marks of STOXX Ltd. and/or Dow Jones & Company, Inc.

Dow Jones, Dow Jones Global Titans 50SM Index, and Dow Jones Italy Titans 30SM Index are service marks of Dow Jones & Company, Inc. The derivatives based on these indexes are not sponsored, endorsed, sold or promoted by STOXX Ltd. or Dow Jones & Company, Inc., and neither party makes any representation regarding the advisability of trading or of investing in such products.

The names of other companies and third party products may be the trademarks or service marks of their respective owners.



© Eurex, December 2004

Published by

Eurex Frankfurt AG
Neue Börsenstraße 1
60487 Frankfurt / Main
Germany

Eurex Zürich AG
Selnastrasse 30
8021 Zurich
Switzerland

www.eurexchange.com

Order Number

E2E-070-1204

ARBN Number

Eurex Frankfurt AG 100 999 764



Eurex Frankfurt AG
Neue Börsenstraße 1
60487 Frankfurt / Main
Germany

Eurex Zürich AG
Selnastrasse 30
8021 Zurich
Switzerland

www.eurexchange.com